

BIN + COWL

Designer: SPARK



MATERIALS

- Zinc plated mild steel
- 316 stainless steel

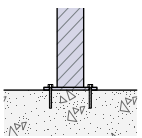
FINISHES

- Powdercoated body
- #4 Stainless brushed body
- #4 Stainless brushed chute

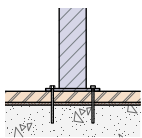
SIZES

- 120 / 140 Litre
- 240 Litre

INSTALLATION



Bolt Down



Bolt Through

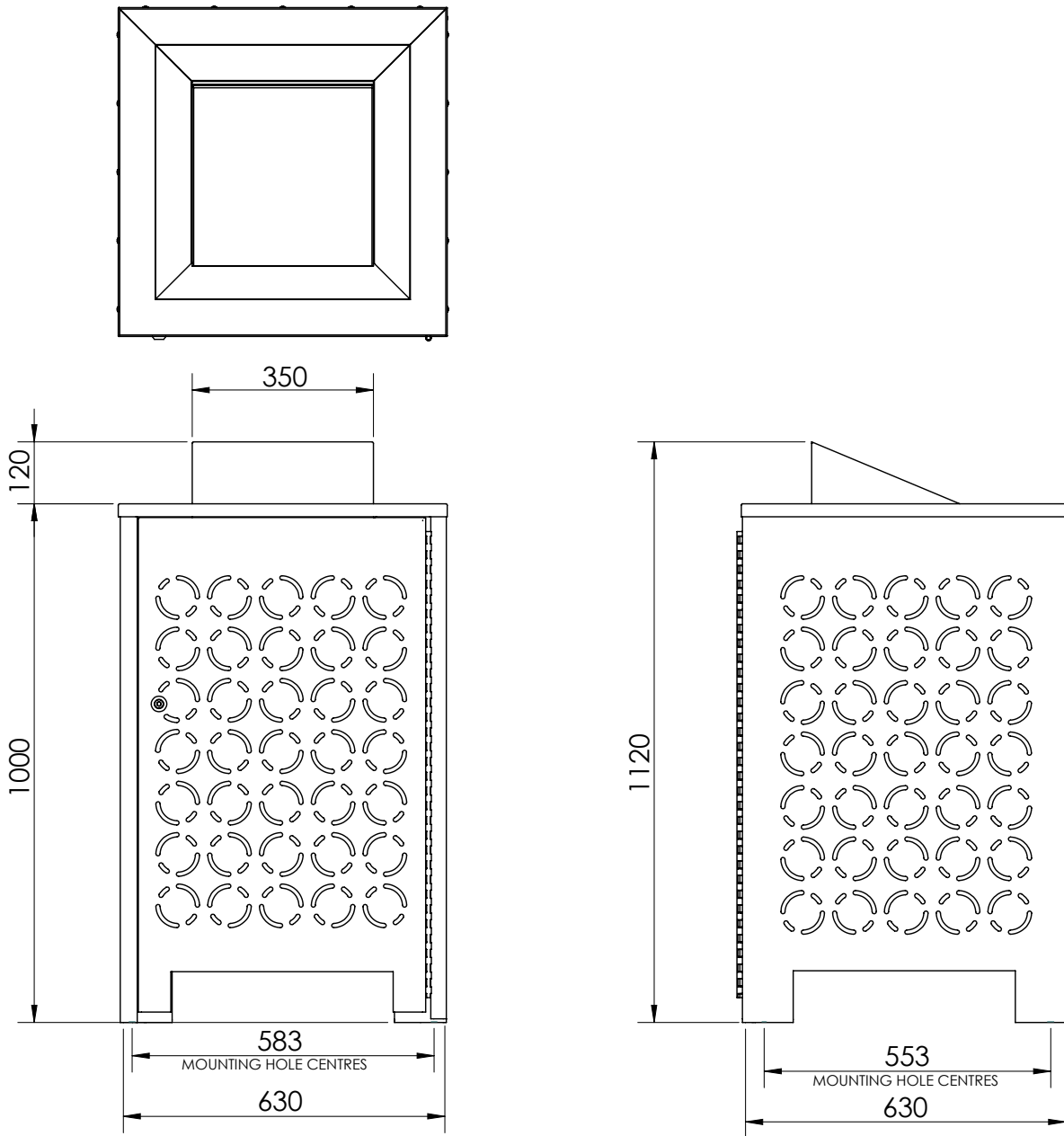
FIXINGS

- 12mm fixings for 14mm diameter holes

Alternative materials and finishes available on request

STANDARD BIN + COWL 120/140L

SPECIFICATIONS

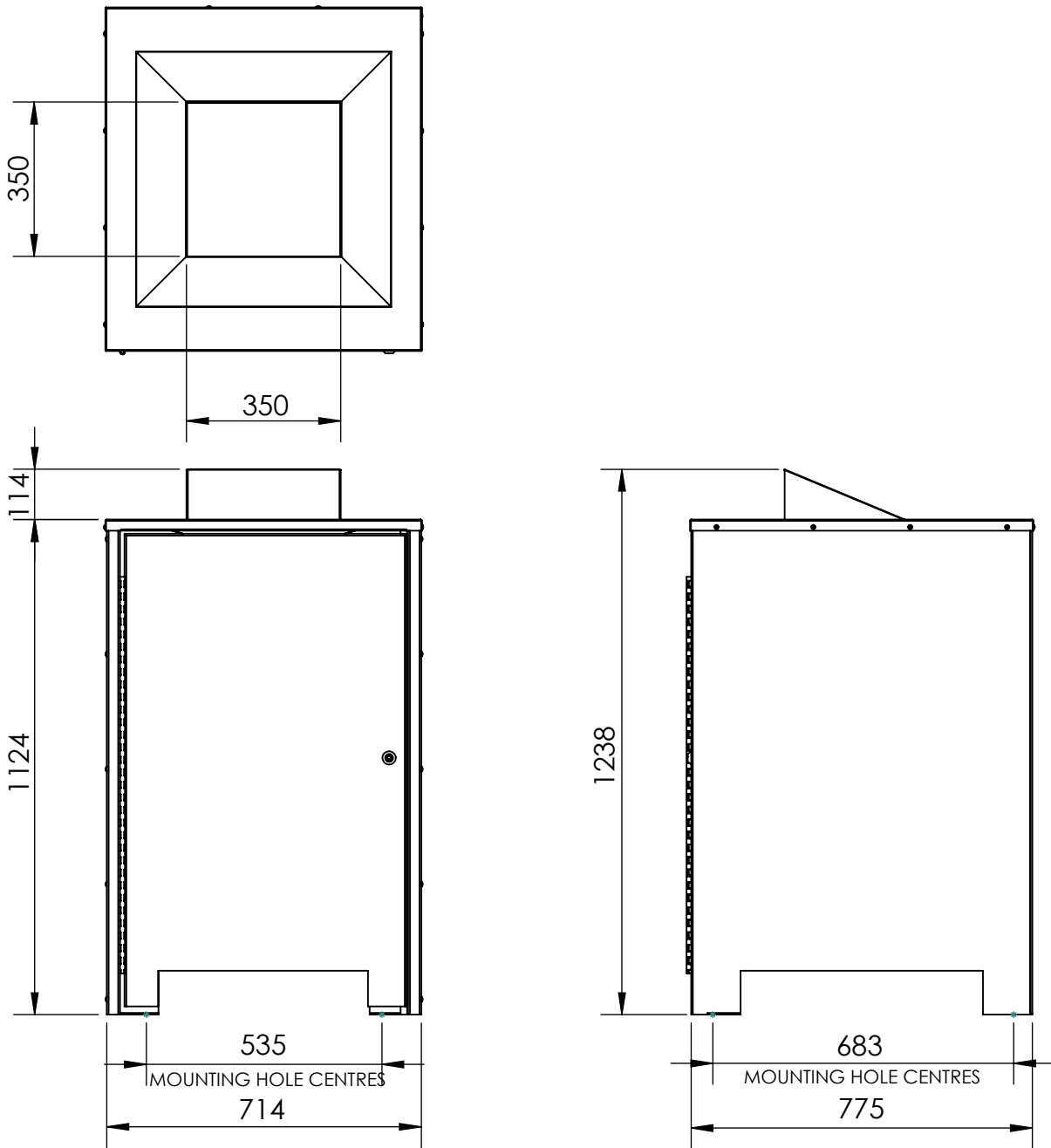


Measurements are in millimetres. Drawings are not to scale.

PRODUCT CODE	BODY & FINISH	CHUTE & FINISH	SIZE
STD001-ZIN-PC-S-120L-C	Mild Steel, Powdercoated	316 Stainless Steel, #4 Brushed	120/140L
STD001-S16-N4-S-120L-C	316 Stainless Steel, #4 Brushed	316 Stainless Steel, #4 Brushed	120/140L

STANDARD BIN + COWL 240L

SPECIFICATIONS



Measurements are in millimetres. Drawings are not to scale.

PRODUCT CODE	BODY & FINISH	CHUTE & FINISH	SIZE
STD001-ZIN-PC-S-240L-C	Mild Steel, Powdercoated	316 Stainless Steel, #4 Brushed	240L
STD001-S16-N4-S-240L-C	316 Stainless Steel, #4 Brushed	316 Stainless Steel, #4 Brushed	240L